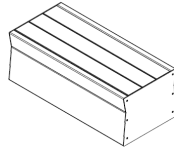
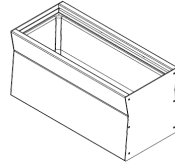


18" straight



18" straight, seat insert



24" straight

**DRILL HOLES IN LINER:**

Holes may be drilled in the liner for drainage, irrigation, or electrical installation. The liner is intended to remain installed during drilling. Care must be taken to avoid damaging the powdercoated framework of the planter.

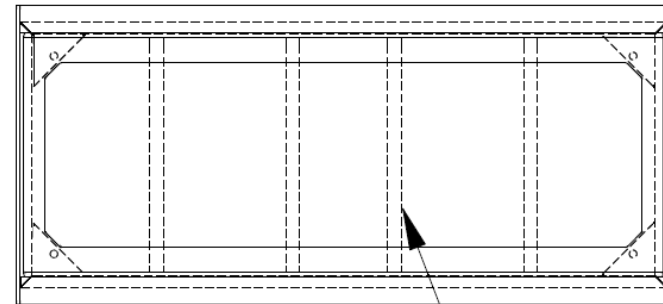
**Tools Required**

- Units ship fully assembled

**INSTALLATION:**

1. Set unit in place.
2. Adjust glides by hand as necessary to level unit. Straight units have four glides.
3. For planter, fill with specified planting materials.

Planter Size	Capacity
18"h Straight	36 gallons (4.8 ft <sup>3</sup> )
24"h Straight	51 Gallons (6.8 ft <sup>3</sup> )



PLANTER  
FRAMEWORK

**ASSEMBLE WITH CARE!** Pangard II® Polyester Powdercoat is a strong, long-lasting finish. To protect this finish during assembly, place unwrapped powdercoated parts on packaging foam or other non-marring surface. Do not place or slide powdercoated parts on concrete or other hard or textured surface – this will damage the finish causing rust to occur. Use touch-up paint on any gouges in the finish caused by assembly tools.