

INSTALLATION:
 Determine placement of bench.
 For freestanding bench:
 1. Set in place with proper equipment such as a crane. See Fig. 1.
 For attaching backrest:
 1. Lift backrest into position
 2. Install bolt as shown in Fig. 2.

Included components: Benches are freestanding. Optional backrests are anchored to the bench with included hardware.

- (1) M16 bolt for 26" backrest, (2) M16 bolts for 87" backrest.

Tools required:

- Crane or proper equipment to move 739 lbs (26" backrest), 1124 lbs (30" bench), 2502 lbs (87" backrest) or 3616 lbs (95" bench)

- Wood supports or straps

For attaching optional backrest:

- Wrench, 24mm

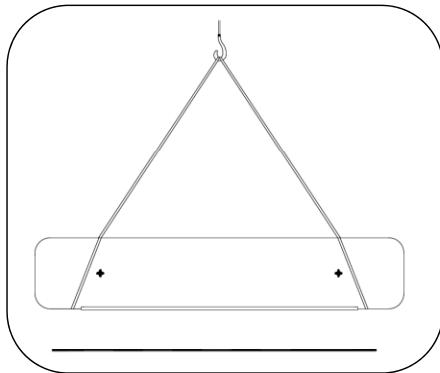


Fig. 1 – Crane install

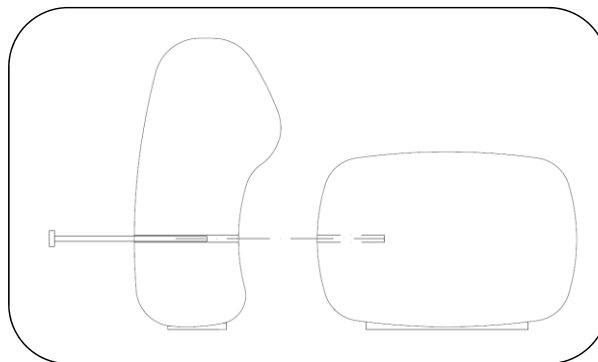


Fig. 2– Install backrest

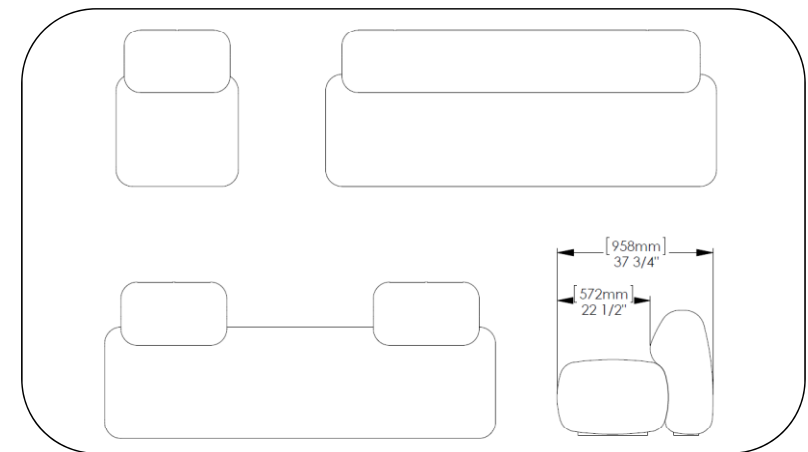


Fig.3– Optional backrest locations