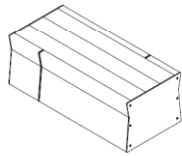
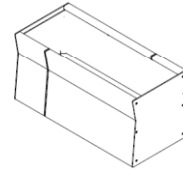


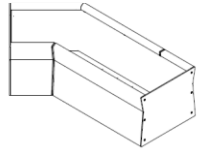
18" straight



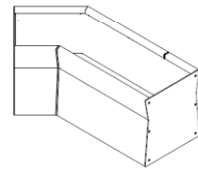
18" straight, seat insert



24" straight



18" angled



24" angled

### Tools Required

- Units ship fully assembled

### INSTALLATION:

1. Set unit in place.
2. Adjust glides by hand as necessary to level unit. Straight units have four glides, angled units have five glides.
3. For planter, fill with specified planting materials.

Planter Size	Capacity
18"h Straight	36 gallons (4.8 ft <sup>3</sup> )
18"h Angled	44 Gallons (5.8 ft <sup>3</sup> )
24"h Straight	51 Gallons (6.8 ft <sup>3</sup> )
24"h Angled	62 Gallons (8.3 ft <sup>3</sup> )

**ASSEMBLE WITH CARE!** Pangard II® Polyester Powdercoat is a strong, long-lasting finish. To protect this finish during assembly, place unwrapped powdercoated parts on packaging foam or other non-marring surface. Do not place or slide powdercoated parts on concrete or other hard or textured surface – this will damage the finish causing rust to occur. Use touch-up paint on any gouges in the finish caused by assembly tools.

### DRILL HOLES IN LINER:

Holes may be drilled in the liner for drainage, irrigation, or electrical installation. The liner is intended to remain installed during drilling. Care must be taken to avoid damaging the powdercoated framework of the planter.

