



landscapeforms®

chase park™







Chase Park combines robust structure and materials with winning garden-bench appeal.

Chase Park, designed by Kipp Stewart, is a family of outdoor elements that makes its debut with modular seating and receptacles to match. The collection is constructed of cast aluminum with rugged steel frames to provide exceptional durability and a highly refined look. Designed and built to meet the rigors of urban spaces, the furniture-like quality of individual seats within the frame makes Chase Park suitable for more intimate settings as well. In one, two or three-module units, Chase Park is a refreshing addition to Landscape Forms' offering of distinctive furniture that enlivens outdoor space.





Graceful arcs and perforated planes:
the Chase Park collection explores form
and interprets a familiar vernacular in
a sophisticated new way.






Our Purpose Is To Enrich Outdoor Spaces

We believe in the power of design and its ability to influence and elevate the quality of public space. High quality products and outstanding customer experience makes us one of the world's premier designers and manufacturers of outdoor commercial furnishings.

Chase Park Specifications

Seat

			
One-Seat	Two-Seat	Three-Seat	
27" x 35" x 26"	27" x 35" x 50"	27" x 35" x 74"	d x h x l

Chase Park™ seats may be specified as one-, two-, three-seat units. All seats are backed. Intermediate arms may be specified for all multiple seat styles. Materials consist of cast aluminum seats and backs supported on a steel structure. Seats are attached to the frames with stainless steel fasteners.

Mounting Options

One-, two- and three-seat options can be surface mounted, freestanding, or embedded.



Finishes




All metal is finished with Landscape Forms' proprietary Pangard II polyester powdercoat, a hard yet flexible finish that resists rusting, chipping, peeling and fading. Call for standard color chart.


To Specify:

Chase Park bench: select one, two or three seats, with or without intermediate arms and powdercoat color. Specify freestanding, surface mount or embedded.

Chase Park Litter Receptacle: select top-opening or side-opening and powdercoat color. Specify with or without logo band and sand pan. Shipped with freestanding slides. Surface mount holes provided in base.

Litter Receptacles

			
Top-Opening	Side-Opening	Top-Opening with logo band	
24" x 39"	24" x 40"	24" x 39"	dia x h




Receptacle features a hinged door that swings open allowing the liner to slide out for emptying. Constructed of cast aluminum sides and door, with spun aluminum top and cast iron base. Door hinge and latch are stainless steel. Top and side-opening receptacle can be freestanding or surface mounted. Logo band available with both top opening and side-opening styles. Sand pan optional with side opening unit. Capacity of the top-opening receptacle is 40 gallons, for side-opening, 36 gallons. An optional keyed lock may be specified. Custom fit polyethylene liner in grotto, standard with all receptacles.



www.landscapeforms.com

Visit our website for product details, color charts, technical sheets, and sales office locations. Download JPG images, brochure PDF, CAD details, and CSI specifications.

Chase Park is designed by Kipp Stewart.
 Chase Park designs are patented by U.S. Patent Nos. D470,669, D469,619, D472,357.
 Specifications are subject to change without notice.
 Chase Park is manufactured in U.S.A.
 Location photography: Clark House, Chicago, IL
 Landscape Forms supports the Landscape Architecture Foundation at the Second Century level.
 © 2004 Landscape Forms, Inc. Printed in U.S.A.

	Metal is the world's most recycled material and is fully recyclable. Powdercoat finish on metal parts contains no heavy metals, is HAPS-free and has extremely low VOCs. Contact us for more information regarding the recycled content of this product.
---	--

landscapeforms®
 800.521.2546 269.381.3455 fax
 431 Lawndale Ave., Kalamazoo, MI 49048
 www.landscapeforms.com